

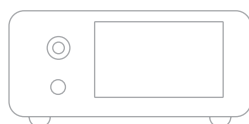
# LASEMAR<sup>®</sup>800

# 800

## THE PORTABLE LASER FOR MANY NEEDS

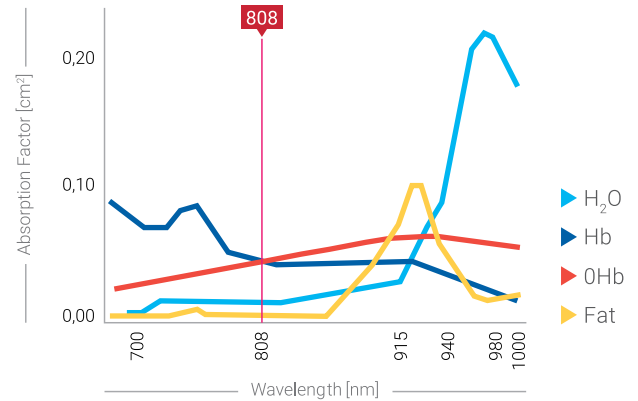
DERMATOLOGY | ACNE | VASCULAR TREATMENTS | HAIR REMOVAL  
ENDOLIFT | PHOTOREJUVENATION | LASER THERAPY | BLEACHING  
PLASTIC | MICROLIPOSCULTURE | ILT ON DERMAL FILLERS COMPLICATIONS

LASEmaR<sup>®</sup> 800 is a laser platform designed by Eufoton  
for different medical and surgical indications.



[www.eufoton.com](http://www.eufoton.com)

LASEmaR® 800 is a laser platform designed by Eufoton for different medical and surgical indications, as dermosurgery, plastic, general surgery, cosmetology, medical therapy, representing the best solution for many different applications. Thanks to its wavelength, which is optimally absorbed by melanin, haemoglobin and exogenous chromophores and scarcely by water, it is possible to achieve the mathematical photothermolysis of the targeted lesions, reducing the risk of damaging surrounding healthy tissues even in case of unintentional movements by the operator or unpredictable movements by the patients.



## ADVANTAGES

- ▶ **Multifunctionality:** Changing its handpieces and preset protocols, the laser is immediately usable for all the different treatments.
- ▶ **EPC - Effective Pulse Control,** maximization of the concept of selective photocoagulation for haemoglobin, melanin and exogenous chromophores.
- ▶ **Absolute portability** thanks to the smart trolley.
- ▶ **Software** - all the treatments are preset and adjustable thanks to the easy and intuitive software.
- ▶ **Security** - the software permits to set the target parameters, warning the operator of its achievement with different voiced feedbacks, without the necessity of diverting the attention from the patient.
- ▶ **Self diagnosis** - principal circuits are continuously supervised from a security system, which informs the operator of the eventual anomalies and whenever it is necessary, it stops automatically the emission.
- ▶ **Ordinary maintenance** is not necessary and there is no need of consumption materials.
- ▶ **Working capacity** of different hours per day without any problem of overheating.

## APPLICATIONS

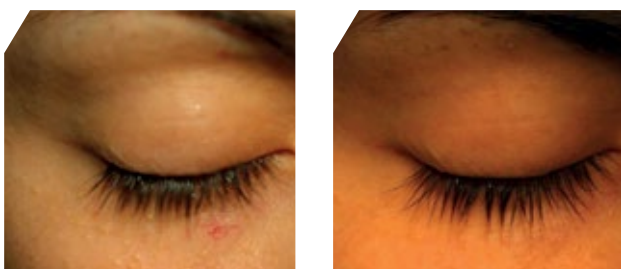
### DERMATOLOGY

LASEmaR® 800 allows a selective photothermolysis on melanin chromophores (dyschromias-hair\*), hemovascular chromophores (telangectasias-angiomas) and normochromic lesions, which have been artificially stained by means of exogenous chromophores. The chromophore selectivity, together with a low water absorption, permits to make use of low energy levels, thus avoiding any anesthesia and stitches with excellent results.

#### SENILE KERATOSIS: Before - after



#### SPIDER VEIN: Before - after



### ACNE

Particularly indicated for Acne both in **active phase** with green photodynamic method (PDT - ICG) through the Multi-Therapy handpiece and in **Acne Scarring** through photodynamic selective vaporization with transdermal handpiece or fractional scanner.

#### INFLAMMATORY ACNE: Before - after



#### ACNE SCARRING: Before - after



## HAIR REMOVAL

In addition to the classical method for selective photothermolysis (ideal on fair skin phototype or dark hair), LASEmaR® 800 can execute treatments of photodynamic cosmetic hair removal\* (PDT - ICG) on dark phototypes with fair hair (including blond and white hair).

**PDT HAIR REMOVAL:** Before - after



## ENDOLIFT™

It is a new mini-invasive technique used to boost skin restructuring\*. Thanks to this method it is possible to create a subcutaneous grid stimulating tissues and creating lines of temporary fibre retraction that fosters tissues restructuring and connective tissue photobiomodulation\*. This technique can be applied to the whole face.

**ENDOLIFT:** Before - after



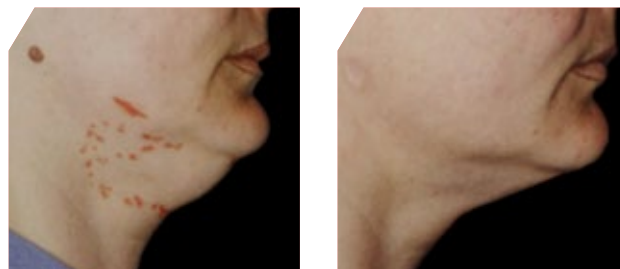
**SELECTIVE PHOTOTHERMOLYSIS:** Before - after



## MICROLIPOSCULTURE

LASEmaR® 800 is particularly indicated for localized lipodystrophy on hips and face, allowing to achieve an excellent skin tightening with lifting effect thus reducing the so-called "orange peel" skin effect.

**CHIN:** Before - after



## SKIN REMODELLING

Documented and confirmed scientific studies ensure that it is possible to exploit the properties of LASEmaR® 800 light for photobiomodulation on Type-I collagen and for non - ablative connective tissue remodelling on wrinkles\* and striae\* (phlogistic stimulus on Type-III collagen).

**REMODELLING:** Before - after



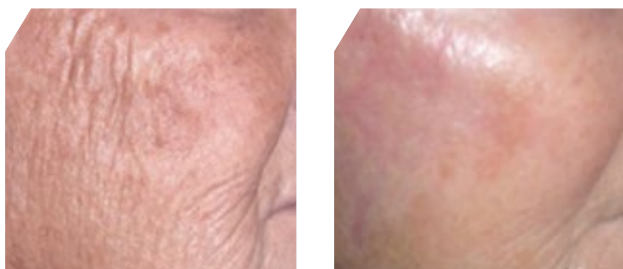
## DENTAL APPLICATIONS AND COSMETIC DENTISTRY

LASEmaR® 800 permits a wide range of dental applications (surgery, periodontics, endodontics). Dental bleaching\* (achieved through the specific handpiece with the specific gels) is an easy and quick method leading to stable results both on vital and non vital teeth.

## SCARS

The combined use of micro-optical fibers associated to the Multi - Therapy handpiece has shown excellent results of regression of the symptomatology and healing form injuries.

**PHOTOBIMODULATION:** Before - after



**THERAPY FOR KELOID INHIBITION:** Before - after



## ILT ON DERMAL FILLERS COMPLICATIONS

ILT - Intralesional Laser Therapy for granulomas caused by filler injections. The treatment ILT evacuates most of the granuloma caused by a foreign body (filler) interrupting rapidly the inflammatory process.

GRANULOMA: Before - after



## HIGH LEVEL LASER THERAPY - HLLT

The very well known wavelength of 808 nm in association with high power emission mode makes LASEmaR® 800 available to transmit into deep high therapeutical fluencies in very short procedural time. LASEmaR® 800 has several effects: antiinflammatory, analgesic, regenerative on connective tissue, biostimulating on lymphstream and phagocytosis. It is ideal for the treatment of tendonitis, contractures, ulcers, sores, osteoarthritis, post-traumatic pains.

LATERAL EPICONDYLITIS



## ACCESSORIES



### VARIABLE FOCUS HANDPIECE ZOOM 800

For transdermal applications (dermatological lesions, vascular, pigmentations) for the safe maintenance of the chosen spot size.



### HANDPIECE FOR MICROLIPOSCULPTURE

With cannulas of variable diameters and length.



### FRACTIONAL LIGHTSCAN 800

Scanner with its dedicated management software. Possibility to select path: random or linear modality, creation of different figures. Applications: fractional rejuvenation.



### MINI THERAPY HANDPIECE

For the treatment of the most frequent dental dyschromies.



### SCANNEmaR 800

Rotating scanner with electronically-controlled ellipsoid movement. Applications: rejuvenation (skin remodeling), vulnology (debridement).



### OPTICAL FIBERS AND RELATED ACCESSORIES

Single use and reusable. Different calibres are available: from 100 to 1000 micron.



### SURGICAL HANDPIECE

For contact applications in combination with optical fibers. Applications: surgery, dermatology, oral surgery.



### MULTI-THERAPY HANDPIECE

For photobiomodulation, High Level Laser Therapy, inhibition of keloids, PDT-ICG Hair Removal. Quasi contact mode. Spot 40 mm.



### MULTI-THERAPY FLAT HANDPIECE

Flat wave for same applications as Multitherapy Handpiece. It allows to be always focused from 0 to 30 cm distance. Available in 3 spot sizes: 5, 10, 20 mm.

## OTHER ACCESSORIES

### SKIN COOLING SYSTEMS

To reduce skin temperature during laser treatments; used in injection therapy, filler and dermo - electrosurgery as well.

### PROTECTIVE GLASSES

For the operator and the patient.



### SMART TROLLEY

Resistant trolley for easy and safe transport.

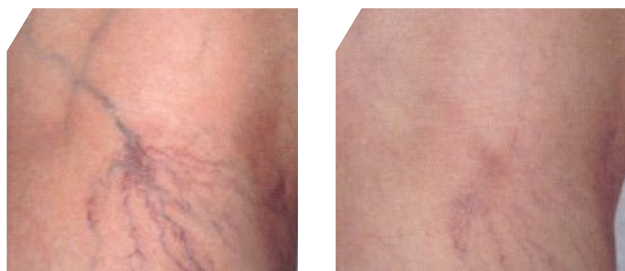


LASEmaR® 800 combined with different Flebolaser kit permits the treatment of:

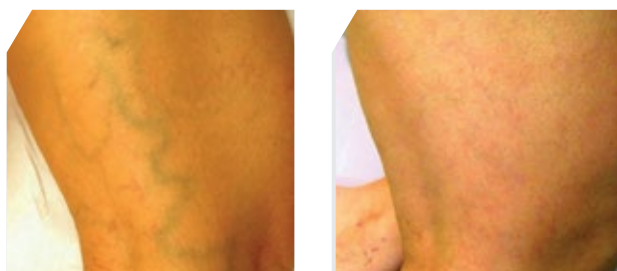
- ▶ Extra - saphenous veins (truncal and reticular) with the endoperivenous method\*
- ▶ Leg Teleangectasias
- ▶ Vascular malformations (deep as well)

## ULCERS

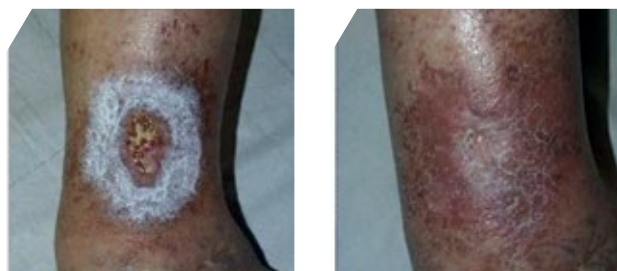
LEG TELANGECTASIAS: Before - after



RETICULAR VEINS: Before - after



ULCERS AND WOUNDS: Before - after



FLEBOLASER PROCEDURE



## PHLEBOLOGY ACCESSORIES



### VARIABLE FOCUS HANDPIECE ZOOM 800

Transdermal treatments of superficial and thin spider veins.



### SCANNEmaR 800

Ulcers and sores cleansing and debridement.



### MULTI-THERAPY HANDPIECE

Photobiomodulation of venous ulcers.



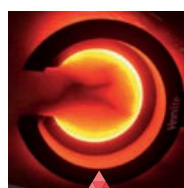
### FLEBOLASER FIBERS

Single use and reusable for extra saphenous veins treatment.



### ENDOVENOUS THERAPY KIT

With various lengths (needle introduction, guide wire insertion, placement catheter with calibration, laser fiber lock).



### VEIN TRANSILLUMINATORS

For mapping and visualization of vessels before and during the laser treatment.

### POLARIZED LIGHT HELMET

To see approximately 1 mm under skin surface.  
For a perfect vision of ectasia and pigmentations.

### \* Bibliography

Lasers in Phlebology. O. Marangoni MD, L. LONGO MD, Trieste Edizioni Goliardiche – [www.lasersinphlebology.com](http://www.lasersinphlebology.com)

Endovenous 808-nm Diode Laser Occlusion of Perforating Veins and Varicose Collaterals: A Prospective Study of 482 Limbs. L.Corcoss, D.Pontello, D.De Anna, S.Dini, T.Spina, V.Barucchello, F.Carrar, B.Elezi, F.Di Benedetto, Dermatol Surg;

The 810-nm diode laser. A good wave as an alternative to the superficial VM treatment. A preliminary report. G.Vercellio, G.Carella, V.Danesino, M.G.Bordoni; 2011.



**LASEmaR® 800**  
is available in  
**SILVER, BLACK and GOLD.**



## LASEmaR® 800 - TECHNICAL FEATURES

Wavelength (nm)	808 nm
Laser	High Power Diode (GaAs)
Preselected programmes	Advanced software with experienced protocols to be manually customized
Pulse duration (Ton – Toff)	Adjustable from 1 to 9000 msec - steps 1 ms
Number of pulses per sequence (single and pulsed mode)	Adjustable from 1 to 100 – step one
Interval between pulse sequence (pulsed mode)	Adjustable 1 ms ÷ 10 sec
Operation mode	Single pulse mode - Pulsed mode - Continuous mode
Cooling system	Air cooling system combined with Peltier's Cells
Aiming beam	Red - 635 nm
Electrical power	110-230 V 50/60 Hz
Absorbed power	300 VA peak (adapted to domestic electric standard)
In compliance with	93/42/CEE IEC 60601-1 IEC 60601-1-2 IEC 60601-2-22 IEC 60825-1
Weight and dimensions	8,5 kg – 30,5 x 35 x 15,5 cm
Production	Made in Italy



For more information about applications and accessories of **LASEmaR® 800**, scan the QR - code with your tablet or smartphone.

**EUFOTON**  
medical lasers

**Eufoton Srl**  
Via Flavia 23/1 - 34148 Trieste - Italy  
Ph. +39 040 9899082 - Fax +39 040 9890555  
www.eufoton.com - info@eufoton.com

**ISO 9001**  
QUALITY ASSURANCE

**ISO 13485**  
QUALITY ASSURANCE



Before and after photographs used in this brochure are courtesy of  
P.A. Bacci MD, D. Cassuto MD, A. Crippa MD, M. Izzo MD, O. Marangoni MD, A. Ponti MD, L. Scrimali MD, G. Vasilescu MD.